

SHIRE[®]
CANAL COLLECTION

20 - 90hp
Canal Diesel Engines



BARRUS
Est. 1917

SHIRE®

CANAL COLLECTION MARCH 2014

ENGINE RANGE

Engine Model	20	30D	35	38	40	45	50	70	90
Cylinders	3	3	3	4	4	4	4	4	4
Horsepower	20	30	35	38	40	45	50	70	90
RPM	3000	3000	3000	2400	2500	2800	3000	2500	2500
Cylinder CC	1123	1331	1331	2190	2190	2190	2190	3319	4500

STANDARD SPECIFICATION

Skin Tank Cooling	Standard	Standard	Standard	Standard	Standard	Standard	Standard	Standard	Standard
Manifold	Dry	Dry	Dry	Dry	Dry	Dry	Dry	Dry	Dry
12 Volt Electric Start	Standard	Standard	Standard	Standard	Standard	Standard	Standard	Standard	Standard
24 Volt Electric Start	No	No	No	No	Option	Option	Option	Option	Option
Alternator Amps	50	50	50 & 140	50 & 140	50 & 140	50 & 240	50 & 240	50 & 240	120 & 140
Start / Stop Panel	STD Basic	STD Basic	STD Basic	STD Basic	STD Basic	Deluxe	Deluxe	Deluxe	Deluxe
Commercial Air Cleaner / Silencer	Standard	Standard	Standard	Standard	Standard	Standard	Standard	Standard	Standard
Sump Drain Pump	Standard	Standard	Standard	Standard	Standard	Standard	Standard	Standard	Standard
Gearbox Pump	No	No	No	No	No	No	Standard	Standard	Standard
Morse Fitting Kit	Standard	Standard	Standard	Standard	Standard	Standard	Standard	Standard	Standard
Flexible Engine Mounts	Standard	Standard	Standard	Standard	Standard	Standard	Standard	Standard	Standard
Flexible Fuel Lines	Standard	Standard	Standard	Standard	Standard	Standard	Standard	Standard	Standard
Remote Coolant Header Tank Kit	Standard	Standard	Standard	Standard	Standard	Standard	Standard	Standard	Standard

GEARBOX

PRM 80 Mechanical	Standard	No	No	No	No	No	No	No	No
PRM 120 Mechanical	No	Standard	No	Standard	No	No	No	No	No
PRM 150 Hydraulic	No	No	Standard	No	Standard	Standard	Standard	No	No
PRM 260 Hydraulic	No	No	No	No	Option	Option	Option	Standard	Standard
PRM 500 Hydraulic	No	No	No	No	No	No	No	Option	Option

PRICE LIST

Engine Model	20	30D	35	38	40	45	50	70	90
With Standard Gearbox	£3,119.00	£4,250.00	£4,688.00	£4,595.00	£5,369.00	£5,869.00	£6,119.00	£7,369.00	£8,119.00
With PRM 260	N/A	N/A	N/A	N/A	£5,935.00	£6,435.00	£6,685.00	Standard	Standard
With PRM 500	N/A	N/A	N/A	N/A	N/A	N/A	N/A	£7,969.00	£8,719.00
Deluxe Panel	£100.00	£100.00	£100.00	£100.00	£100.00	Included	Included	Included	Included
Additional Extension Loom	£28.00	£28.00	£28.00	£28.00	£28.00	£28.00	£28.00	£28.00	£28.00
Exhaust Silencer	£27.00	£27.00	£27.00	£27.00	£27.00	£27.00	£27.00	£61.00	N/A
Flexible Exhaust Pipe	£27.00	£27.00	£27.00	£27.00	£27.00	£27.00	£27.00	£52.00	£89.00
Exhaust Coupling	£9.00	£9.00	£9.00	£9.00	£9.00	£9.00	£9.00	£14.00	£42.00
Flexible Exhaust Blanket	£27.00	£27.00	£27.00	£27.00	£27.00	£27.00	£27.00	£61.00	£89.00
Hospital Silencer	£182.00	£182.00	£182.00	£182.00	£182.00	£182.00	£182.00	£210.00	£232.00
Single Lever Control	£87.00	£87.00	£87.00	£87.00	£87.00	£87.00	£87.00	£87.00	£87.00
2 x 3 Metre Cables	£12.00	£12.00	£12.00	£12.00	£12.00	£12.00	£12.00	£12.00	£12.00

All prices shown are ex works and are excluding VAT and subject to the Terms & Conditions of E. P. Barrus Ltd.

E. P. Barrus Ltd., Glen Way, Launton Road, Bicester, Oxfordshire, OX26 4UR
Tel: 01869 363636 Fax: 01869 363673 www.barrus.co.uk marine@barrus.co.uk



E. P. BARRUS LTD. reserve the right to change the specification and/or prices without prior notice.

Doc No. 05/2014



Shire 20

The Shire 20 is the latest addition to the Shire Canal Boat Engine Collection.

Remarkably smooth and quiet it is the ideal engine for the smaller canal boats. The shire 20 is compliant with the RCD (Recreational Craft Directive) and all current and projected exhaust emission regulations.

Built to the highest quality standards that E. P. Barrus Ltd insist upon, it is a welcome addition with forward sales backing up the claims it is probably the best value for money engine on the market.

- 3 cylinder propulsion engine
- 20 hp @ 3000 rpm
- Displacement 1123 cc
- PRM 80 mechanical gearbox
- 50 amp 12 volt alternator
- Additional alternator options available
- Fully dyno tested
- Control panel with warning lights
- 2 Year Warranty on engine and components
- 1 Year Warranty on all electrical components



PRM 80 Mechanical Gearbox



Fuel filter with water drain separator

Specification

Engine Type	4 stroke water cooled diesel
Number of Cylinders	3
Bore x Stroke	82mm x 84mm
Displacement	1123 cc
Max HP (ISO 3046/1)	20 @ 3000rpm
Peak Torque	47lb ft / 1600rpm
Combustion	Direct Injection
Electrical System	Starting motor D.C. single 12V 50 amp alternator
Cooling System	Forced lubrication by trochoid pump
Reduction & Reversing Gear	PRM 80 Mechanical
Reduction Ratio	2:1
Dry Weight (inc gearbox)	157kg

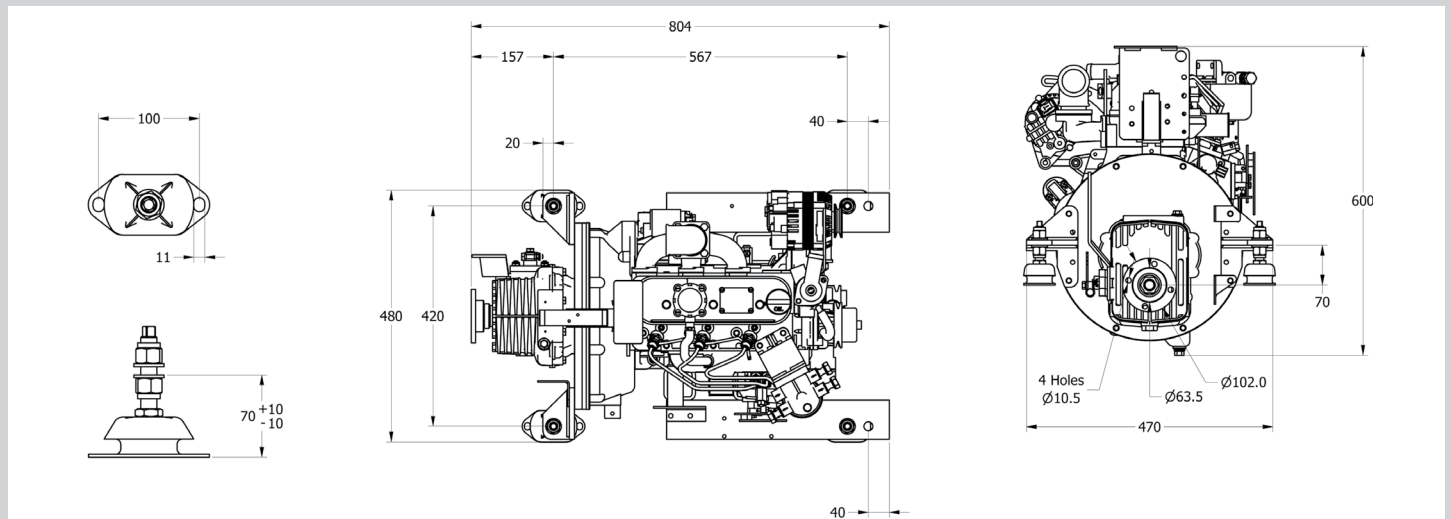
Standard Fit

12 volt electric start
Electric stop
Heavy duty rails & flexible feet
Morse type cable fitting on speed & gear control
Low noise air silencer & cleaner
Dry exhaust flange
Engine oil extraction pump
Flexible fuel lines to RCD
Fuel pre filter and water drain
Control panel including tacho, hourmeter, visual alarm and audible alarm

Optional

Dry Exhaust Hospital Silencer
Centaflex flexible drive coupling
Pythondrive unit
Dry exhaust silencer
Flexible exhaust pipe with heat shield

Standard Control Panel



Dealer Stamp

ISO 9001

BUREAU VERITAS
Certification



E. P. Barrus Ltd., Launton Road, Bicester, Oxfordshire, OX26 4UR

Tel: 01869 363636 Fax: 01869 363673 Email: marine@barrus.co.uk www.barrus.co.uk

BARRUS



Shire 30D

The Shire 30D has been specifically introduced for the Day Boat Market (hence the D), however this does not mean that it is only suitable for commercial and private Day Boats, far from it, this 3 cylinder Engine is yet another rugged and remarkably reliable piece of engineering from the Yanmar corporation.

As with all engines in the Shire Range it is extremely fuel efficient, smooth and quiet and meets all current and projected exhaust emission regulations.

- 3 cylinder propulsion engine
- Yanmar 3TNV base engine
- 30 hp @ 3000 rpm
- Displacement 1331 cc
- PRM 80 mechanical gearbox
- 50 amp 12 volt alternator
- Fully dyno tested
- Control panel with warning lights
- 5 Year Warranty on engine and components
- 1 Year Warranty on all electrical components



12 volt 50 amp alternator



PRM 80 Mechanical Gearbox



Fuel filter with
water drain separator

Specification

Engine Type	4 stroke water cooled diesel
Number of Cylinders	3
Bore x Stroke	82mm x 84mm
Displacement	1331 cc
Max HP (ISO 3046/1)	30 @ 3000rpm
Peak Torque	78lb ft / 1600rpm
Combustion	Direct Injection
Electical System	Starting motor D.C. single 12V 50 amp alternator
Cooling System	Forced lubrication by trochoid pump
Reduction & Reversing Gear	PRM 120 Mechanical
Reduction Ratio	2:1
Dry Weight (inc gearbox)	227kg

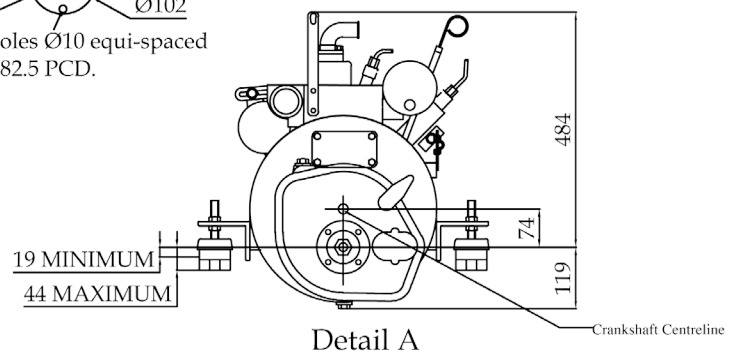
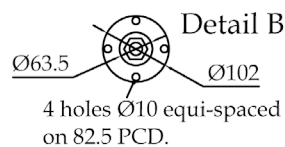
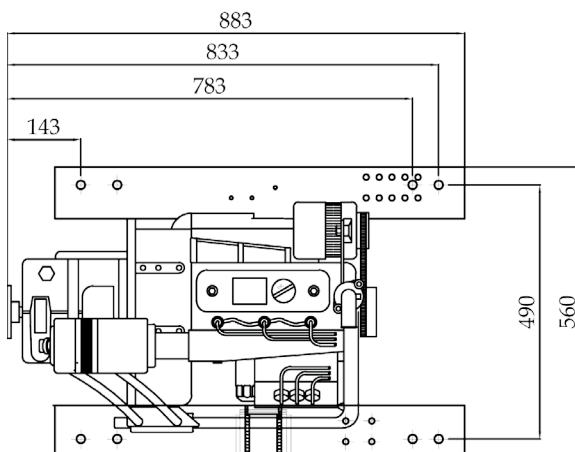
Standard Fit

- 12 volt electric start
- Electric stop
- Heavy duty rails & flexible feet
- Morse type cable fitting on speed & gear control
- Low noise air silencer & cleaner
- Dry exhaust flange
- Engine oil extraction pump
- Flexible fuel lines to RCD
- Fuel pre filter and water drain
- Control panel including tacho, hourmeter, visual alarm and audible alarm

Optional

- Dry Exhaust Hospital Silencer
- Centaflex flexible drive coupling
- Pythondrive unit
- Dry exhaust silencer
- Flexible exhaust pipe with heat shield

Standard Control Panel



Dealer Stamp

ISO 9001

BUREAU VERITAS
Certification



E. P. Barrus Ltd., Launton Road, Bicester, Oxfordshire, OX26 4UR

Tel: 01869 363636 Fax: 01869 363673 Email: marine@barrus.co.uk www.barrus.co.uk

BARRUS



Shire 35

The Shire 35 is back!

Due to popular demand we have reintroduced the Shire 35 3 cylinder Engine with twin alternators (50amp and 140amp) and the PRM150 hydraulic gearbox. Add to that the legendary reliability of the Yanmar Engine and it probably is the best engineered package in the market. Ideal for narrowboats up to 52ft long.



- 3 cylinder propulsion engine
- Yanmar 3TNV base engine
- 35 hp @ 3000 rpm
- Displacement 1331 cc
- PRM 150 hydraulic gearbox
- 50 & 140 amp 12 volt alternators
- Fully dyno tested
- Control panel with warning lights
- 5 Year Warranty on engine and components
- 1 Year Warranty on all electrical components



12 volt 50 amp and 140 amp alternators



Fuel filter with water drain separator



Dry manifold

Specification

Engine Type	4 stroke water cooled diesel
Number of Cylinders	3
Bore x Stroke	82mm x 84mm
Displacement	1331 cc
Max HP (ISO 3046/1)	35 @ 3000rpm
Peak Torque	78lb ft / 1600rpm
Combustion	Direct Injection
Electical System	Starting motor D.C. twin 12V 50 & 140 amp alternators
Cooling System	Forced lubrication by trochoid pump
Reduction & Reversing Gear	PRM 150 Hydraulic
Reduction Ratio	2:1
Dry Weight (inc gearbox)	270kg

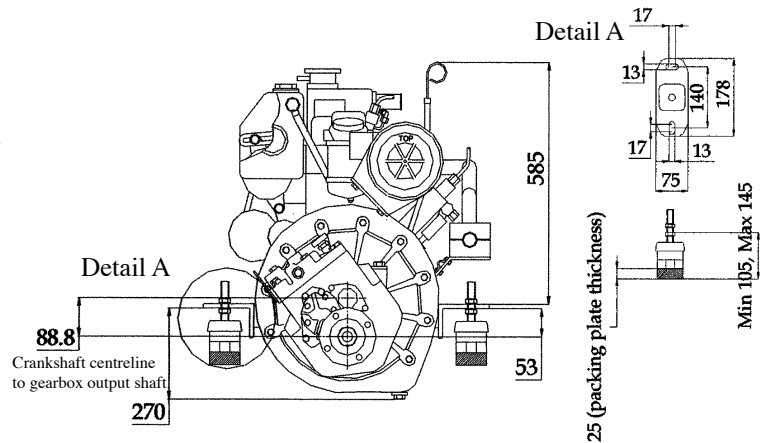
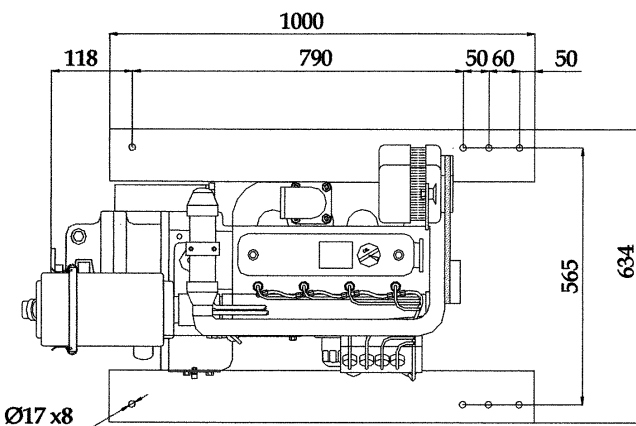
Standard Fit

- 12 volt electric start
- Electric stop
- Heavy duty rails & flexible feet
- Morse type cable fitting on speed & gear control
- Low noise air silencer & cleaner
- Calorifier connections
- Dry exhaust flange
- Engine oil extraction pump
- Flexible fuel lines to RCD
- Fuel pre filter and water drain
- Control panel including tacho, hourmeter, visual alarm and audible alarm

Optional

- Dry Exhaust Hospital Silencer
- Centaflex flexible drive coupling
- Pythondrive unit
- Dry exhaust silencer
- Flexible exhaust pipe with heat shield
- Deluxe Control Panel

Standard Control Panel



Dealer Stamp



Shire 38

The Shire 38 offers rugged reliability and excellent value for money.

Fitted with the PRM120 Mechanical Gearbox it offers a tremendous opportunity to purchase a truly remarkable Engine package at a truly remarkable price.

This engine will undoubtedly sell in large numbers and become well known on the UK Inland Waterways system.

- 4 cylinder propulsion engine
- Yanmar 4TNV base engine
- 38 hp @ 2400 rpm
- Displacement 2190 cc
- PRM 120 mechanical gearbox
- 50 amp & 140 amp 12 volt alternators
- Fully dyno tested
- Control panel with warning lights
- 5 Year Warranty on engine and components
- 1 Year Warranty on all electrical components



12 volt 50 amp and 140 amp alternators



PRM 120 mechanical gearbox

Specification

Engine Type	4 stroke water cooled diesel
Number of Cylinders	4
Bore x Stroke	88mm x 90mm
Displacement	2190 cc
Max HP (ISO 3046/1)	38 @ 2400rpm
Peak Torque	94lb ft / 1600rpm
Combustion	Direct Injection
Electical System	Starting motor D.C. twin 12V 50 amp & 12V 140 amp
Cooling System	Keel or skin tank
Lubrication System	Forced lubrication by trochoid pump
Reduction & Reversing Gear	PRM 120 Mechanical
Reduction Ratio	2:1
Dry Weight (inc gearbox)	260kg

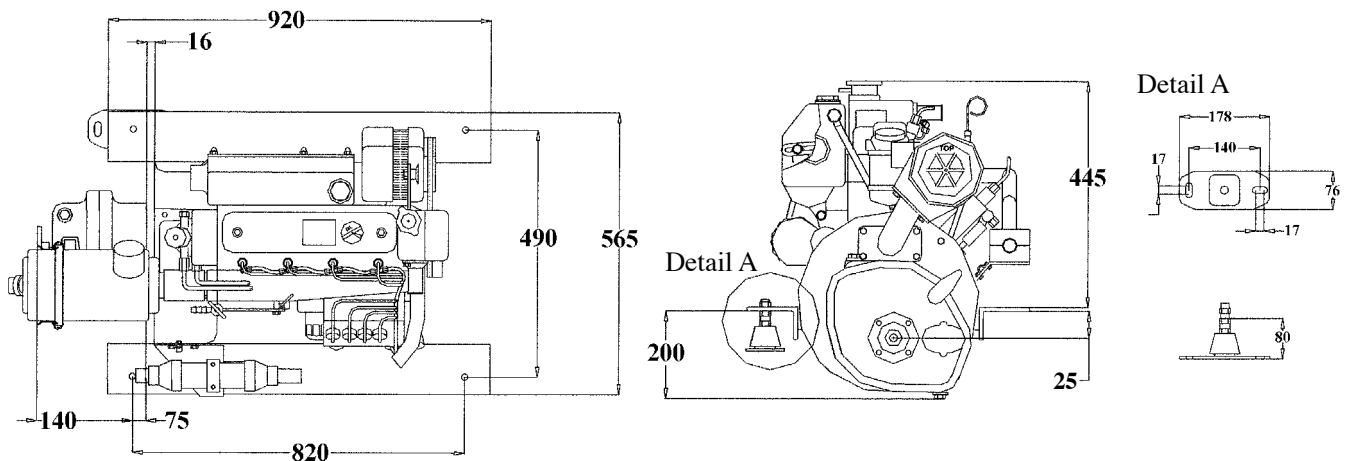
Standard Fit

12 volt electric start
Electric stop
Heavy duty rails & flexible feet
Morse type cable fitting on speed & gear control
Low noise air silencer & cleaner
Calorifier connections
Dry exhaust flange
Engine oil extraction pump
Control panel including tacho, hourmeter, visual alarm and audible alarm

Optional

Dry Exhaust Hospital Silencer
Centaflex flexible drive coupling
Pythondrive unit
Dry exhaust silencer
Flexible exhaust pipe with heat shield
Deluxe control panel

Standard Control Panel



Dealer Stamp

ISO 9001

BUREAU VERITAS
Certification



E. P. Barrus Ltd., Launton Road, Bicester, Oxfordshire, OX26 4UR

Tel: 01869 363636 Fax: 01869 363673 Email: marine@barrus.co.uk www.barrus.co.uk

BARRUS



Shire 40

The Shire 40 is a favourite of both trade and private customers alike with features such as twin 50 and 140 amp alternators, hydraulically operated PRM150 gearbox. Based on a 4 cylinder Yanmar engine that is super smooth and high in torque at low speed along with legendary reliability.

This engine offers superb value and is suitable for Narrowboats up to 65 foot long, also with smaller Broad Beam and Dutch Barge models.

- 4 cylinder propulsion engine
- Yanmar 4TNV base engine
- 40 hp @ 2500 rpm
- Displacement 2190 cc
- PRM 150 hydraulic gearbox
- 50 amp & 140 amp 12 volt alternators
- Fully dyno tested
- Control panel with warning lights
- 5 Year Warranty on engine and components
- 1 Year Warranty on all electrical components



12 volt 50 amp and
140 amp alternators



Fuel filter with
water drain separator



PRM 150 Hydraulic Gearbox

Specification

Engine Type	4 stroke water cooled diesel
Number of Cylinders	4
Bore x Stroke	88mm x 90mm
Displacement	2190 cc
Max HP (ISO 3046/1)	40 @ 2500rpm
Peak Torque	94lb ft / 1600rpm
Combustion	Direct Injection
Electical System	Starting motor D.C. twin 12V 50 amp & 12V 140 amp
Cooling System	Keel or skin tank
Lubrication System	Forced lubrication by trochoid pump
Reduction & Reversing Gear	PRM 150 Hydraulic
Reduction Ratio	2:1
Dry Weight (inc gearbox)	270kg

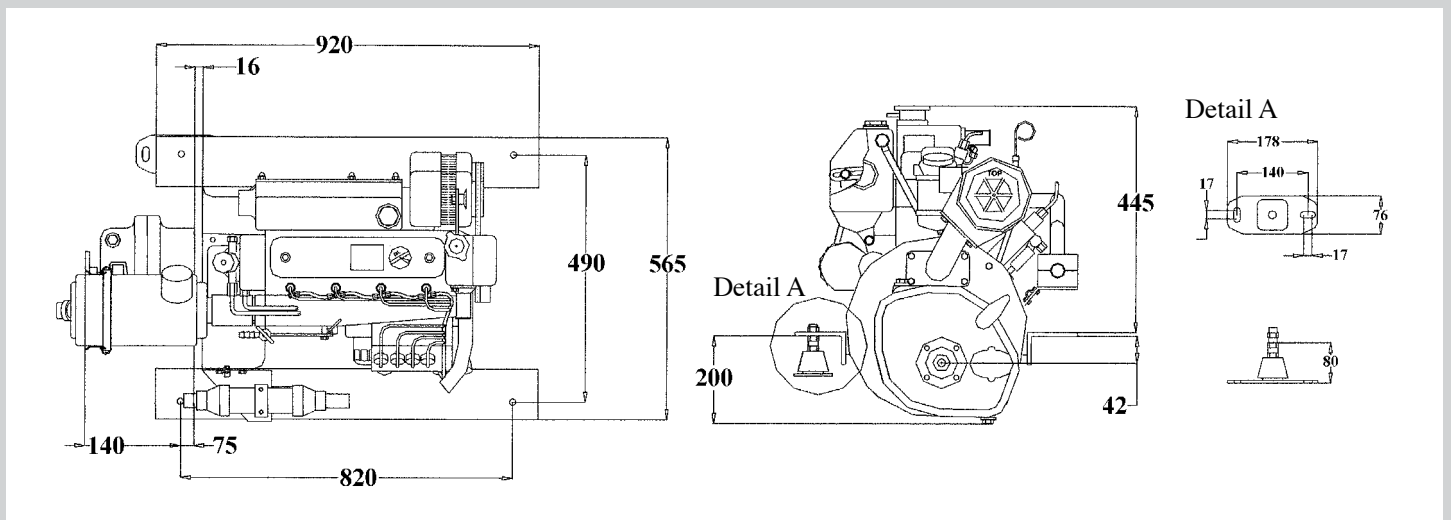
Standard Fit

12 volt electric start
Electric stop
Heavy duty rails & flexible feet
Morse type cable fitting on speed & gear control
Low noise air silencer & cleaner
Calorifier connections
Dry exhaust flange
Engine oil extraction pump
Flexible fuel lines to RCD
Fuel pre filter and water drain
Control panel including tacho, hourmeter, visual alarm and audible alarm

Optional

Dry Exhaust Hospital Silencer
Centaflex flexible drive coupling
Pythondrive unit
Dry exhaust silencer
Flexible exhaust pipe with heat shield
Deluxe control panel

Standard Control Panel



Dealer Stamp



Shire 45

The Shire 45 has always been the most popular selling Shire engine due to its high specification as well as super smoothness and unquestioned reliability.

Each Shire 45 is based on the Yanmar 4 cylinder block and is supplied as standard with twin 50 and 240 amp alternators, hydraulically operated PRM150 Gearbox and full deluxe instrument panel.



- 4 cylinder propulsion engine
- Yanmar 4TNV base engine
- 45 hp @ 2400 rpm
- Displacement 2190 cc
- PRM 150 hydraulic gearbox
- 50 amp & 240 amp 12 volt alternators
- Fully dyno tested
- Deluxe control panel
- 5 Year Warranty on engine and components
- 1 Year Warranty on all electrical components



12 volt 50 amp and 240 amp alternators



Fuel filter with water drain separator



Twin thermostat for rapid hot water

Specification

Engine Type	4 stroke water cooled diesel
Number of Cylinders	4
Bore x Stroke	88mm x 90mm
Displacement	2190 cc
Max HP (ISO 3046/1)	45 @ 2800rpm
Peak Torque	97lb ft / 1600rpm
Combustion	Direct Injection
Electical System	Starting motor D.C. twin 12V 50 amp & 12V 240 amp
Cooling System	Keel or skin tank
Lubrication System	Forced lubrication by trochoid pump
Reduction & Reversing Gear	PRM 150 Hydraulic
Reduction Ratio	2:1
Dry Weight (inc gearbox)	278kg

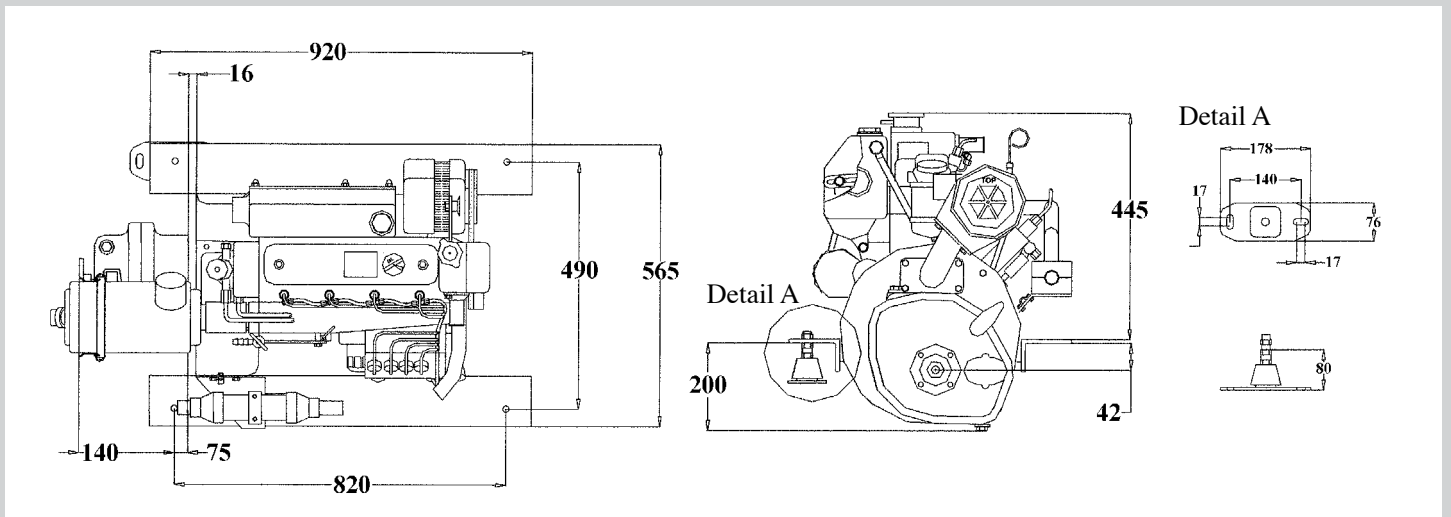
Standard Fit

12 volt electric start
Electric stop
Heavy duty rails & flexible feet
Morse type cable fitting on speed & gear control
Low noise air silencer & cleaner
Calorifier connections
Dry exhaust flange
Engine oil extraction pump
Flexible fuel lines to RCD
Fuel pre filter and water drain
Twin thermostat
Control panel including tacho, hourmeter, audible alarm, oil temp & volt gauges

Optional

Dry Exhaust Hospital Silencer
Centaflex flexible drive coupling
Pythondrive unit
Dry exhaust silencer
Flexible exhaust pipe with heat shield

Deluxe Control Panel



Dealer Stamp



E. P. Barrus Ltd., Launton Road, Bicester, Oxfordshire, OX26 4UR
 Tel: 01869 363636 Fax: 01869 363673 Email: marine@barrus.co.uk www.barrus.co.uk





Shire 50

The Shire 50 is the workhorse of the range. Based on the Yanmar 4 cylinder engine block, it is, as would be expected, super smooth and reliable.

The Shire 50 comes supplied as standard with twin 50 and 240 Amp alternators, hydraulically operated PRM150 gearbox, full deluxe instrument panel plus oil evacuation pumps for both the engine sump and the gearbox.

This engine will power Narrowboats up to 70ft plus Broad Beam and Dutch Barge models.

- 4 cylinder propulsion engine
- Yanmar 4TNV base engine
- 50 hp @ 3000 rpm
- Displacement 2190 cc
- PRM 150 hydraulic gearbox
- 50 amp & 240 amp 12 volt alternators
- Fully dyno tested
- Deluxe control panel
- 5 Year Warranty on engine and components
- 1 Year Warranty on all electrical components



12 volt 50 amp and
140 amp alternators



Fuel filter with
water drain separator



Water cooled manifold

Specification

Engine Type	4 stroke water cooled diesel
Number of Cylinders	4
Bore x Stroke	88mm x 90mm
Displacement	2190 cc
Max HP (ISO 3046/1)	50 @ 3000rpm
Peak Torque	108lb ft / 1600rpm
Combustion	Direct Injection
Electical System	Starting motor D.C. twin 12V 50 amp & 12V 240 amp
Cooling System	Keel or skin tank
Lubrication System	Forced lubrication by trochoid pump
Reduction & Reversing Gear	PRM 150 Hydraulic
Reduction Ratio	2:1
Dry Weight (inc gearbox)	284kg

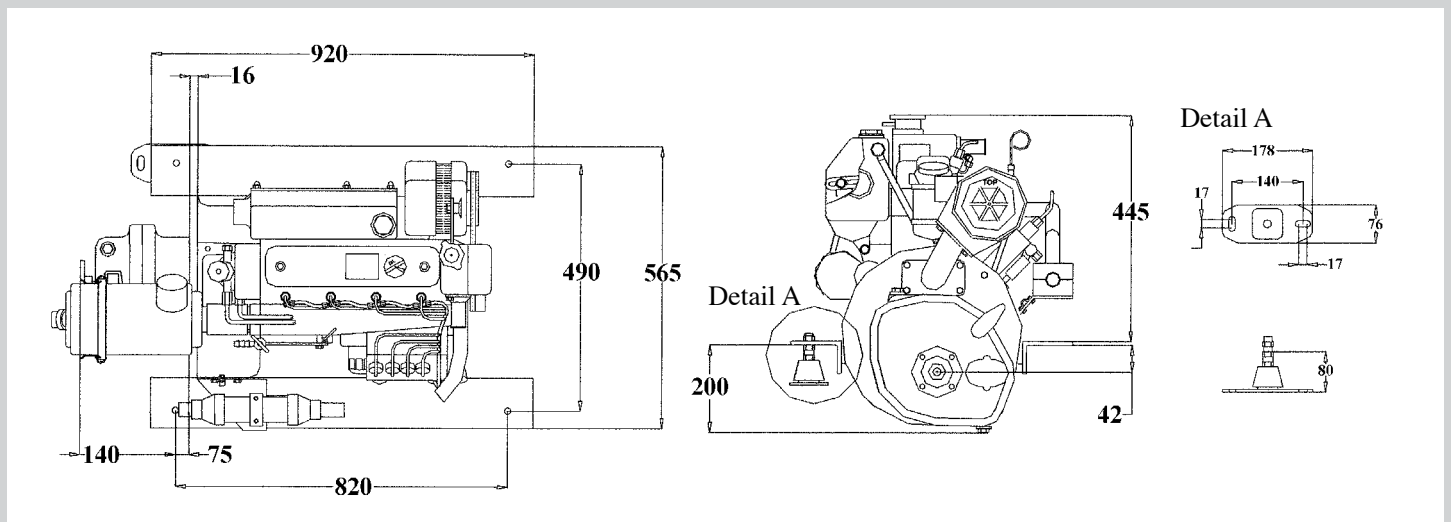
Standard Fit

12 volt electric start
Electric stop
Heavy duty rails & flexible feet
Morse type cable fitting on speed & gear control
Low noise air silencer & cleaner
Calorifier connections
Dry exhaust flange
Engine oil extraction pump
Gearbox oil extraction pump
Flexible fuel lines to RCD
Fuel pre filter and water drain
Twin thermostat
Control panel including tacho, hourmeter, audible alarm, oil pressure & water temp gauges & voltmeter

Optional

Dry Exhaust Hospital Silencer
Centaflex flexible drive coupling
Pythondrive unit
Dry exhaust silencer
Flexible exhaust pipe with heat shield

Deluxe Control Panel



Dealer Stamp



E. P. Barrus Ltd., Launton Road, Bicester, Oxfordshire, OX26 4UR
 Tel: 01869 363636 Fax: 01869 363673 Email: marine@barrus.co.uk www.barrus.co.uk





Shire 70

The all new Shire 70 is yet another thoroughbred added to the Shire Engine Range by Barrus. Based on a Yanmar 4 cylinder 16 valve engine block, the Shire 70 promises to be a winner from the word go with its smooth and quiet running giving extremely high torque output at low revs.

The engine is marinised to a high specification as would be expected with a Barrus Shire, with twin 50 and 240 Amp alternators, PRM260 Hydraulic operated gearbox, full deluxe instrument panel plus oil evacuation pumps for both engine sump and gearbox.

- 4 cylinder propulsion engine
- Yanmar 4TNV base engine
- 70 hp @ 2500 rpm
- Displacement 3319 cc
- PRM 260 hydraulic gearbox
- 50 amp & 240 amp 12 volt alternators
- Fully dyno tested
- Deluxe control panel
- 5 Year Warranty on engine and components
- 1 Year Warranty on all electrical components



12 volt 50 amp and 240 amp alternators



Twin oil evacuation pumps for engine and gearbox



Twin thermostat for rapid hot water

Specification

Engine Type	4 stroke water cooled diesel
Number of Cylinders	4
Bore x Stroke	98mm x 110mm
Displacement	3319 cc
Max HP (ISO 3046/1)	70 @ 2500rpm
Peak Torque	143lb ft / 1600rpm
Combustion	Direct Injection
Electical System	Starting motor D.C. twin 12V 50 amp & 12V 240 amp
Cooling System	Keel or skin tank
Lubrication System	Forced lubrication by trochoid pump
Reduction & Reversing Gear	PRM 260 Hydraulic
Reduction Ratio	2:1
Dry Weight (inc gearbox)	400kg

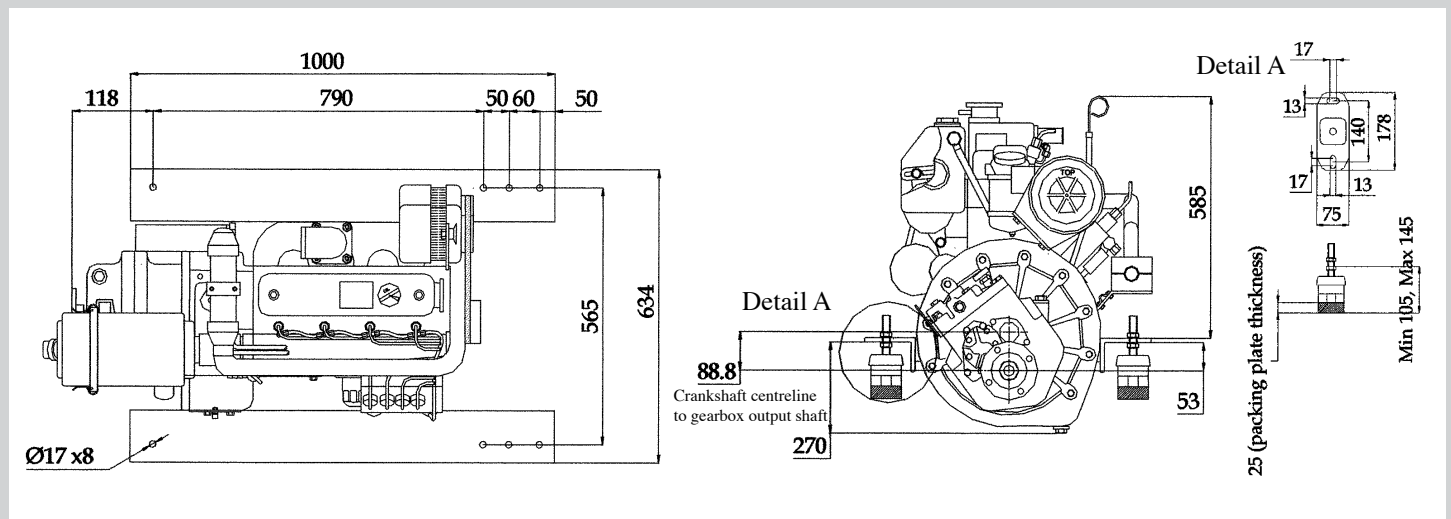
Standard Fit

12 volt electric start
Electric stop
Heavy duty rails & flexible feet
Morse type cable fitting on speed & gear control
Low noise air silencer & cleaner
Calorifier connections
Dry exhaust flange
Engine oil extraction pump
Gearbox oil extraction pump
Flexible fuel lines to RCD
Fuel pre filter and water drain
Twin thermostat
Control panel including tacho, hourmeter, audible alarm, oil pressure & water temp gauges & voltmeter

Optional

Dry Exhaust Hospital Silencer
Centaflex flexible drive coupling
Pythondrive unit
Dry exhaust silencer
Flexible exhaust pipe with heat shield

Deluxe Control Panel



Dealer Stamp



E. P. Barrus Ltd., Launton Road, Bicester, Oxfordshire, OX26 4UR
 Tel: 01869 363636 Fax: 01869 363673 Email: marine@barrus.co.uk www.barrus.co.uk





Shire 90

Based on the renowned John Deere 4 cylinder block, this engine exudes quality from just a glance at the shiny paint work, not to mention its smooth running and reliability.

From its forerunner the Shire 85, the engineering team at Barrus have once again done a superb Marinsation and specification on this engine to include: twin 120 and 140 amp alternators as standard, along with a PRM260 gearbox with a full deluxe instrument panel plus oil evacuation pumps for both engine sump and gearbox. This engine really is the ideal choice for Dutch Barge and Broad Beam Boat builders and end users alike.

- 4 cylinder propulsion engine
- John Deere 4045 base engine
- 90 hp @ 2500 rpm
- Displacement 4500 cc
- PRM 260 hydraulic gearbox
- 120 amp & 140 amp 12 volt alternators
- Fully dyno tested
- Deluxe control panel
- 5 Year Warranty on engine and components
- 1 Year Warranty on all electrical components



12 volt 120 amp alternator



Lube oil drain pump



Heavy duty low noise air cleaner

Specification

Engine Type	4 stroke water cooled diesel
Number of Cylinders	4
Bore x Stroke	106mm x 127mm
Displacement	4500 cc
Max HP (ISO 3046/1)	90 @ 2500rpm
Peak Torque	201lb ft / 1600rpm
Combustion	Direct Injection
Electical System	Starting motor D.C. twin 12V 120 amp & 12V 140 amp
Cooling System	Keel or skin tank
Lubrication System	Forced lubrication by trochoid pump
Reduction & Reversing Gear	PRM 260 Hydraulic
Reduction Ratio	2:1
Dry Weight (inc gearbox)	515kg

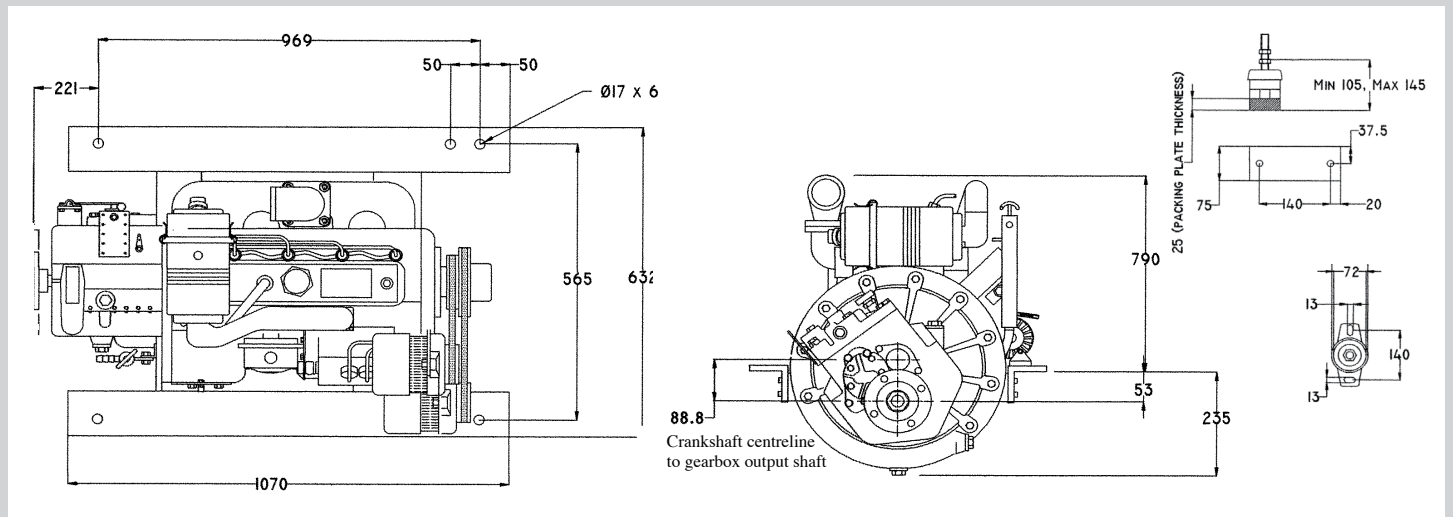
Standard Fit

12 volt electric start
Electric stop
Heavy duty rails & flexible feet
Morse type cable fitting on speed & gear control
Low noise air silencer & cleaner
Calorifier connections
Dry exhaust flange
Engine oil extraction pump
Gearbox oil extraction pump
Flexible fuel lines to RCD
Fuel pre filter and water drain
Twin thermostat
Control panel including tacho, hourmeter, audible alarm, oil pressure & water temp gauges & voltmeter
Dry exhaust silencer

Optional

Dry Exhaust Hospital Silencer
Centaflex flexible drive coupling
Pythondrive unit
Flexible exhaust pipe with heat shield

Deluxe Control Panel



Dealer Stamp



E. P. Barrus Ltd., Launton Road, Bicester, Oxfordshire, OX26 4UR
 Tel: 01869 363636 Fax: 01869 363673 Email: marine@barrus.co.uk www.barrus.co.uk

